

# How to use CMT as an author in MIRU2023

To submit a paper as an oral presentation candidate

# Greetings & Contact information

- If you have any questions, please contact us.
- The paper submission system has been changed to CMT from this time.
- There may be some inconveniences. We appreciate your understanding.
  
- Contact information
  - Yasushi Makihara: [makihara@am.sanken.osaka-u.ac.jp](mailto:makihara@am.sanken.osaka-u.ac.jp)
  - Tomoya Nakamura: [nakamura@am.sanken.osaka-u.ac.jp](mailto:nakamura@am.sanken.osaka-u.ac.jp)

# Log in to CMT

- Please log in from the following URL.

<https://cmt3.research.microsoft.com/MIRU2023>

If you do not have an account, please create one.


Microsoft CMT

Email \*



Password \*

Log In


[Forgot your password?](#) | [New to CMT? Register](#)



---

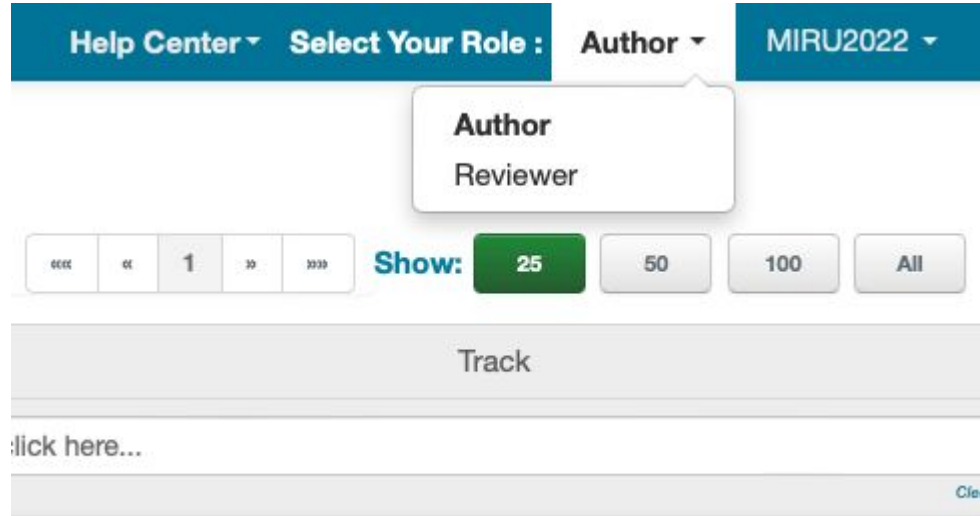
---

 **MIRU2023**

The 26th Meeting on Image Recognition and Understanding

# Select role

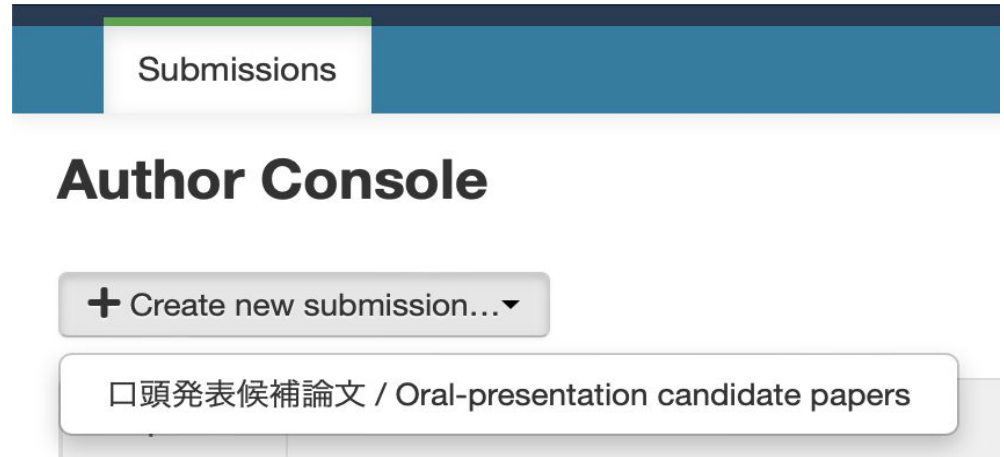
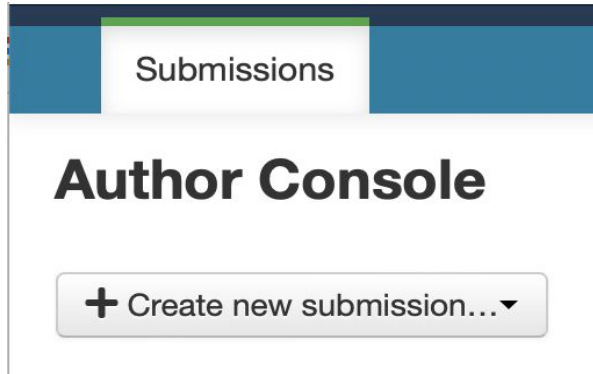
- If your role is not Author, please select Author for MIRU2023.



The screenshot shows a web interface with a dark teal header. On the left, there is a "Help Center" dropdown. In the center, the text "Select Your Role :" is followed by a dropdown menu currently set to "Author". A white dropdown menu is open below it, showing two options: "Author" and "Reviewer". To the right of the role dropdown is another dropdown menu set to "MIRU2022". Below the header, there is a pagination control with a "Show:" label and buttons for "25", "50", "100", and "All". The "25" button is highlighted in green. Below the pagination is a grey bar with the word "Track" centered. At the bottom left, there is a link that says "click here...". At the bottom right, there is a "Clear" button.

# Submit a new paper

- Please click “Create new submission” in the upper right corner and select “Oral-presentation candidate papers”



# Enter title and summary

- Please enter the title and summary of your paper.
- Please use the same language as your paper (Japanese or English).

## TITLE AND ABSTRACT

\* Title

\* Abstract

2000 characters left

# Add authors (1/2)

- In the initial state, only you are registered.
- If there are other authors, please search by email addresses.
- If the new author is registered on CMT, the person will be added immediately.
- After added, click the up and down arrows to determine the order of authors.

**AUTHORS**  
You may add your collaborators.

Primary Contact	Email	First Name	Last Name	Organization	Country/Region
<input checked="" type="radio"/>	[Redacted]	[Redacted]	[Redacted]	[Redacted]	[Redacted] <input type="text" value="x"/> <input type="button" value="↑"/> <input type="button" value="↓"/>

Enter email to add new author.

## Add authors (2/2)

- If the new author is not registered on CMT, you will need to enter the person's name, affiliation, and country name.

First Name	<input type="text" value="First Name"/>	Last Name	<input type="text" value="Last Name"/>		
Organization	<input type="text" value="Organization"/>	Country/Region	<input type="text" value="Select..."/>	<input type="button" value="+ Add"/>	<input type="button" value="Cancel"/>



# Enter domain conflicts

This information will be used to determine the paper evaluators.

- Please enter the affiliation information for the last 3 years for all authors.
  - Example: If your affiliation is Osaka University, it will be **osaka-u.ac.jp**.
- When entering multiple domains, please separate them with a semicolon (;).
  - Example: osaka-u.ac.jp; tohoku.ac.jp

## DOMAIN CONFLICTS

Please enter the domain of each institution (semicolon separated) that authors have a conflict of interest with (example: mit.edu; ox.ac.uk; microsoft.com). More specifically, please list domains of all institutions authors worked for, or have had very close collaboration with, within the last 3 years.

**Note:** It is important that you also enter the domains of authors' current institutions here since CMT does not automatically add them to conflicting domains. Please DO NOT enter the domain of email providers such as gmail.com, yahoo.com, hotmail.com and 163.com as institution domains.

\*Domain Conflicts

# Select research areas

This information will be used to determine the paper evaluators.

- Please select the research areas of your paper from the list.
  - You must select one primary area (required)
  - You can select up to 3 secondary areas (optional)

## SUBJECT AREAS

You may select up to 3 secondary subject areas.

### PrimarySecondary

領域A：幾何学的解析，光学の解析，3次元解析 | Area A:  
Geometric analysis, optical analysis, 3D analysis

(A-01) キャリブレーション | Calibration

(A-02) コンピュータショナルフォトグラフィ | Computational  
photography

(A-03) カメラ・撮像過程 (Camera and imaging process)

# Upload the paper manuscript for evaluation

- The manuscript is in PDF format, up to 4 pages, and a maximum of 10MB.
- It is not necessary to upload the paper manuscript when registering a new paper by the abstract deadline on Friday, March 3.
- **[Important]** If the paper manuscript is not uploaded by the due date, the paper is regarded as an incomplete submission and will be rejected without going through the review process.

## FILES

You can upload from 1 to 1 files. Maximum file size is 10 Mb. We accept **pdf** formats.

Drop files here

-or-

 Upload from Computer

# Additional questions

- Please answer additional questions to complete the paper submission (abstract registration).

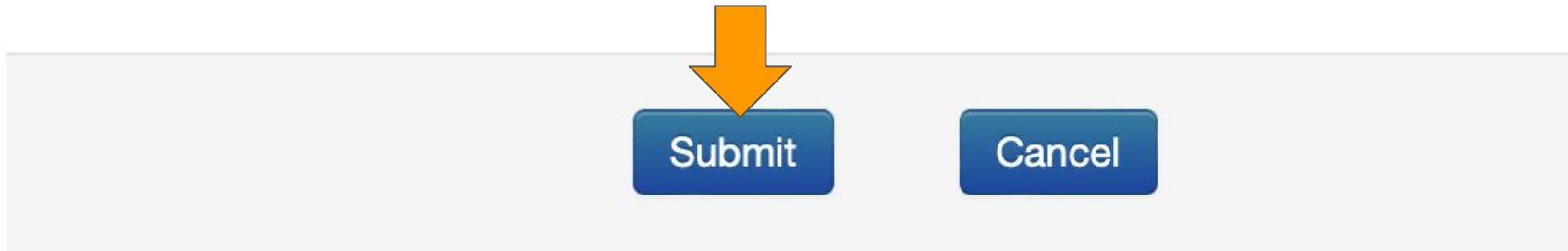
## ADDITIONAL QUESTIONS

### 1. 会議の開催形態の確認 | Confirmation of conference holding style \*

MIRU2023実行委員会は、現地（浜松）でも遠隔地（オンライン）でも参加ハイブリッド開催の場合、口頭発表ならびにポスター発表のいずれにおきままた、感染拡大の状況次第では、やむを得ずオンライン開催に変更する可能論文の投稿にあたり、こうした事情をご理解をいただけますようお願い申し





## Complete paper submission (abstract registration)

- Please press the “Submit” button at the bottom of the page to complete the paper submission or abstract registration.



# Show the list of submitted papers

- After completing the paper submission (abstract registration), the list of your papers will be displayed.
- **[Important]** Please note that the paper manuscript has not been uploaded when “Submission File Not Uploaded” is displayed in the Files column.

Paper ID	Title	Track	Files	Actions
<input type="text" value="e.g. &lt;3"/> <small>Clear</small>	<input type="text" value="filter..."/> <small>Clear</small>	<input type="text" value="click here..."/> <small>Clear</small>		
	 Show abstract	口頭発表候補論文 / Oral- presentation candidate papers	<b>Submission File Not Uploaded</b> <b>Supplementary File Not Uploaded</b>	<b>Submission:</b>  Edit Submission ✕ Delete Submission <b>Supplementary Material:</b>  Upload Supplementary Material

# Upload supplementary material (1/2)

- Please click “Upload Supplementary Material” on the paper list page to go to the page for uploading supplementary material.
- Supplementary material is in ZIP format and up to 50MB.

## FILES

You can upload from 1 to 1 files. Maximum file size is 50 Mb. We accept **zip** formats.

Drop files here

-or-

 Upload from Computer

## Upload supplementary material (2/2)

- As long as the file size is the designated upper limit (i.e., 50MB), you can submit multiple files in a ZIP archive.
- Conversely, even if the supplementary material is one file, please submit it in a ZIP archive.

### FILES

You can upload from 1 to 1 files. Maximum file size is 50 Mb. We accept **zip** formats.

Drop files here

-or-

 Upload from Computer



# Complete uploading supplementary material

- Please press the “Submit” button at the bottom of the page to complete uploading supplementary material.

