

How to use CMT as an author in MIRU2025

To submit a demo paper

Greetings & Contact information

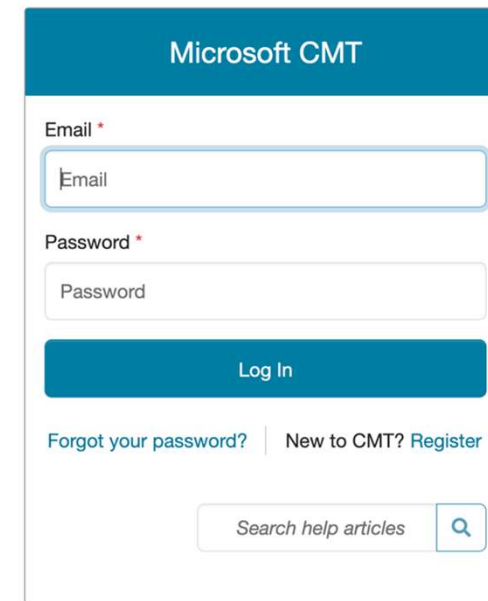
- If you have any questions, please contact us.
- The paper submission system has been changed to CMT from this time.
- There may be some inconveniences. We appreciate your understanding.
- Contact information
 - Takayoshi Yamashita : takayoshi@isc.chubu.ac.jp
 - Shuichi Akizuki : s-akizuki@sist.chukyo-u.ac.jp

Log in to CMT

- Please log in from the following URL.

<https://cmt3.research.microsoft.com/MIRU2025>

If you do not have an account,
please create one.



Microsoft CMT

About CMT Docs

Email *

Email

Password *

Password

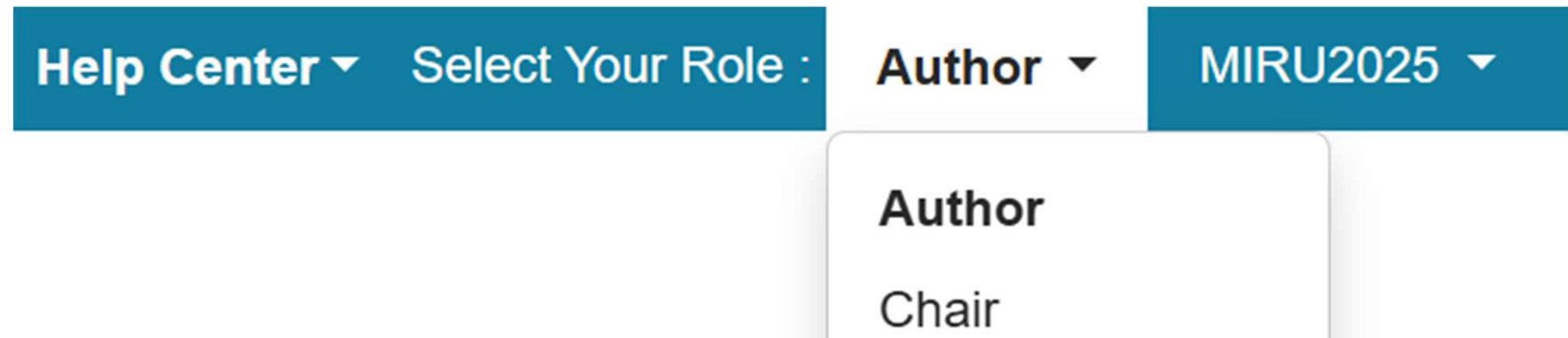
Log In

[Forgot your password?](#) | [New to CMT? Register](#)

Search help articles

Select role

- If your role is not Author, please select Author for MIRU2025.



The image shows a navigation bar with three blue buttons: 'Help Center' with a downward arrow, 'Select Your Role :', and 'MIRU2025' with a downward arrow. The 'Select Your Role :' button is active, and a white dropdown menu is open below it, displaying two options: 'Author' and 'Chair'. The 'Author' option is highlighted in a light blue color.

Navigation Bar	Dropdown Menu
Help Center ▼	Author
Select Your Role :	Chair
MIRU2025 ▼	

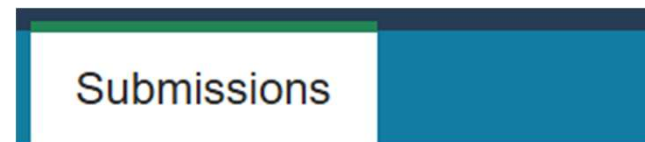
Submit a new paper

- Please click “Create new submission” in the upper right corner and select “Demo papers”



Author Console

+ Create new submission... ▼



Author Console

+ Create new submission... ▼

デモ論文 / Demo papers

一般論文 / Poster papers

Enter title and summary

- Please enter the title and summary of your paper.
- Please use the same language as your paper (Japanese or English).

TITLE AND ABSTRACT

* Title

* Abstract

2000 characters left

Add authors

- In the initial state, only you are registered.
- If there are other authors, click the "+Add" button to add them.
- After adding, click the up or down arrow to set the order of authors.

AUTHORS *

You may add your coauthors.

Primary Contact	Email	First Name	Last Name	Organization	Country/Region		
<input checked="" type="radio"/>	h.deuk@ilsewicz.com	Heidi	Ward	Chapman University	Japan	×	↑ ↓

+ Add

Upload camera-ready manuscript

- The manuscript is in PDF format, up to 4 pages, and a maximum of 10MB.
- The submitted manuscript will be released to the participants as a camera-ready manuscript.
- You can register a new paper without uploading the manuscript.
- **[Important]** If the paper manuscript is not uploaded by the due date, we regard the paper as an incomplete submission and will delete it.

FILES

You can upload from 1 to 1 files. Maximum file size is 10 Mb. We accept **pdf** formats.

Drop files here

-or-

⬆ Upload from Computer

Additional questions

- Please answer additional questions to complete the paper submission (abstract registration).

ADDITIONAL QUESTIONS

1. 著者リストの入力 | Enter the author list *

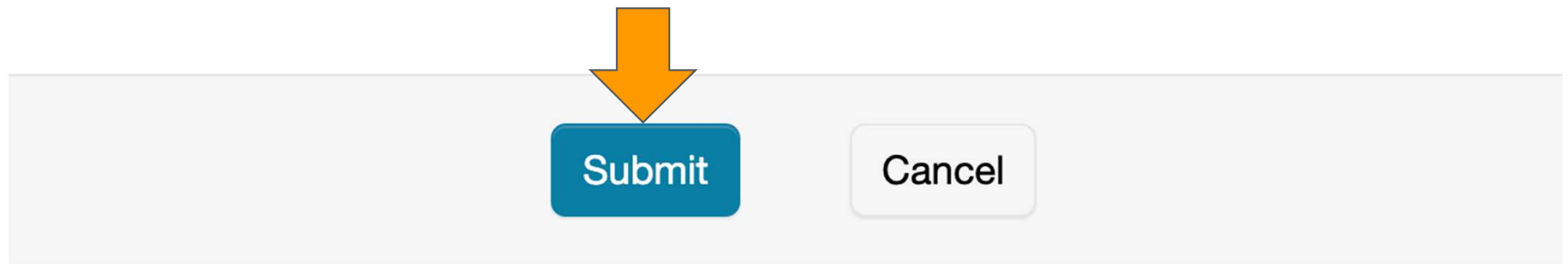
ホームページや予稿集等にプログラムを掲載する際に使用する著者名と所属を記入してください。

- 日本語論文は日本語で、英語論文は英語（ローマ字）で入力してください。
- 著者と著者の間には半角カンマ(,)と半角スペースを入れてください。
- 同一機関の著者が続く場合は最後の著者のみ所属を記入してください。
- 日本語の所属は、電子情報通信学会の「関係諸機関略称一覧」に従ってください。

<https://www.ieice.org/ion/about/kikanrvakushou.html>



Complete paper submission (abstract registration)

- Please press the “Submit” button at the bottom of the page to complete the paper submission or abstract registration.



Show the list of submitted papers

- After completing the paper submission (abstract registration), the list of your papers will be displayed.
- **[Important]** Please note that the paper manuscript has not been uploaded when “Files” section is empty.

Paper ID	Title	Track	Files	Actions
<input type="text"/> <small>Clear</small>	<input type="text"/> <small>Clear</small>	<input type="text"/> <small>Clear</small>		
	 Show abstract	一般論文 / Poster papers		Submission: Edit Submission ✕ Delete Submission Supplementary Material: Upload Supplementary Material

Upload supplementary material (1/2)

- Please click “Upload Supplementary Material” on the paper list page to go to the page for uploading supplementary material.
- Supplementary material is in ZIP format and up to 50MB.

FILES

You can upload from 0 to 1 files. Maximum file size is 50 Mb. We accept **zip** formats.

Drop files here

-or-

⬆ Upload from Computer

Upload supplementary material (2/2)

- As long as the file size is the designated upper limit (i.e., 50MB), you can submit multiple files in a ZIP archive.
- Conversely, even if the supplementary material is one file, please submit it in a ZIP archive.

FILES

You can upload from 0 to 1 files. Maximum file size is 50 Mb. We accept **zip** formats.


Drop files here

-or-

⬆ Upload from Computer

Complete uploading supplementary material

- Please press the “Submit” button at the bottom of the page to complete uploading supplementary material.



Submit Cancel